



COOLING FOR ALL NEEDS ASSESSMENT SCORECARD









#CoolingforAll

Scan the QR code
to learn more.



COOLING FOR ALL NEEDS ASSESSMENT: SCORECARD

ACCESS TO COOLING NEED	GUIDING QUESTIONS	INDICATORS	YOUR RATING				
			BASELINE YEAR	LATEST YEAR	BASELINE VALUE	LATEST VALUE	TREND
<p>Human comfort and safety: for living, learning, working, and mobility</p>	 <p>To what extent does the population have access to the space and mobility cooling that is adequate to maintain safety and productivity, at home, in places of education and in the work environment and while moving between each?</p>	 <p>SDG 7.1.1 Access to reliable, sustainable energy supply</p>					
		 <p>SDG 1.1.1 Population below the international poverty line</p>					
		 <p>SDG 8.8.1 Proportion of the population potentially at risk of heat stress, including through UHIE</p>					
		Morbidity and mortality related to heat stress					
		 <p>SDG 11.7.1 Proportion of the urban population with access to public green spaces</p>					
		 <p>SDG 11.5.2 Proportion losses attributable to heat stress-related disasters</p>					
		Proportion of learners taught in buildings where temperatures impede cognitive function and number of days per year					
		Population working inside at risk of heat stress in the workplace					
		Work days lost each year due to heat stress					

ACCESS TO COOLING NEED

GUIDING QUESTIONS

INDICATORS

YOUR RATING

BASELINE YEAR

LATEST YEAR

BASELINE VALUE

LATEST VALUE

TREND



Is income from agriculture and fisheries sufficient to keep workers out of absolute and relative poverty?



SDG 1.1 Proportion of the population below the international poverty line



SDG 1.2.1 Proportion of the population living below the national poverty line

SDG 1.2.2 Proportion of men, women and children of all ages living in poverty in all its dimensions according to national definitions



SDG 2.3.2 Average income of small-scale food producers

SDG 2.C.1 Extent of food price anomalies

SDGs 9.1.1 and 9.C.1 Connectivity to markets (local, short, medium and long distance) farmers currently have - in terms of information flow (farm-to-fork and fork-to-farm) and physical access. Price differential achieved for the same product at different markets

Food, nutrition security and agriculture: for nutrition, rural incomes, and connectivity



To what extent does the population currently have access to an affordable, nutritious and safe diet?



SDG 2.1.1 Prevalence of undernourishment

SDG 2.1.2 Prevalence of moderate or severe food insecurity

SDG 2.2.1 Prevalence of stunting among children <5

SDG 2.2.2 Prevalence of malnutrition among children <5

SDG 2.3.1 Volume of production per labor unit by farming enterprise size

Proportion of the population that achieves a healthy, nutritionally sufficient diet









SDG 12.3.1 Volume and proportion of food loss and waste at each stage along the cold chain



SDG 7.1.1 Proportion of the population with access to reliable, sustainable energy supply

Morbidity and mortality rates related to food poisoning

Proportion of the population with access to refrigeration for domestic use

ACCESS TO COOLING NEED	GUIDING QUESTIONS	INDICATORS	YOUR RATING				
			BASELINE YEAR	LATEST YEAR	BASELINE VALUE	LATEST VALUE	TREND
Health services: for safe medical clinics and the secure transport and storage of vaccines and medical products	 Are national vaccine programs reaching their target population?	 SDG 3.B.1 Proportion of the target population covered by all vaccines included in the national program					
		 SDGs 3.3.2 and 3.3.4 Prevalence of vaccine preventable diseases					
		Mortality from vaccine preventable diseases					
	 Is there sufficient unbroken cold chain to ensure provision of medicines and healthcare products in everyday and natural disaster scenarios?	Proportion (and total number) of vaccines, medicines and medical products lost each year due to cold chain failures and associated economic costs					
		Number, volume, and geographic distribution of cold storage facilities for health					
		 SDG 3.B.3 Proportion of health facilities with a core set of relevant essential medicines available and affordable on a sustainable basis					
		Number and location of communities not served by cold storage facilities for health					
		Community level of risk due to natural disasters based on the number of deaths, missing persons and affected persons attributed to disasters per 100,000 of the population					
	 Are health infrastructure buildings equipped with the cooling they need to deliver existing health services?	Number of health infrastructure buildings in the community, region, or country					
		Current demand and utilization of cooling services for effective and safe use of equipment, or safe and comfortable air temperature control for patients					
		Levels of morbidity and mortality associated with power loss at health facilities					